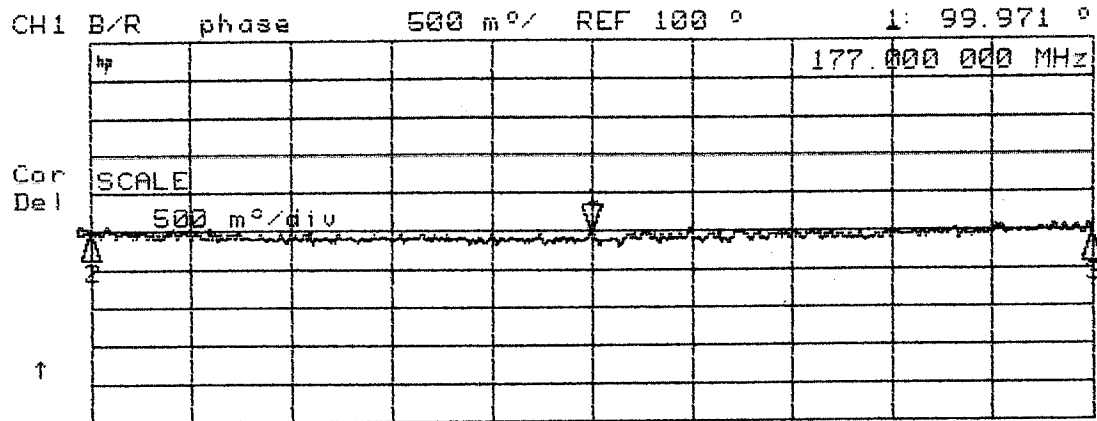
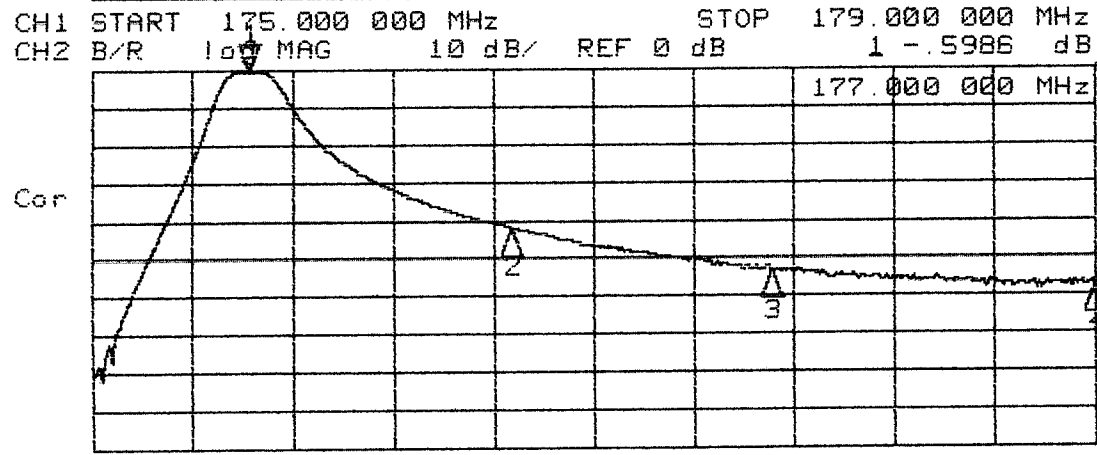


01512-9



S/N 001

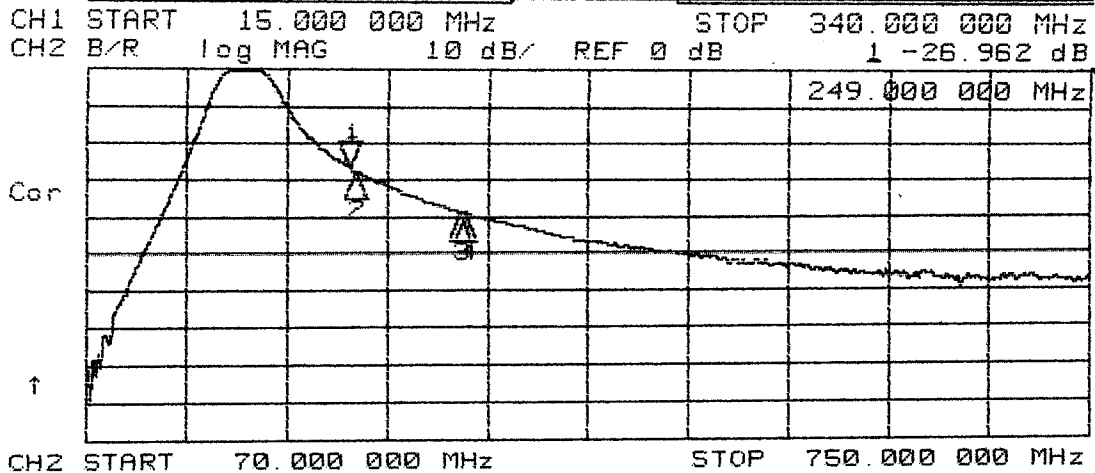
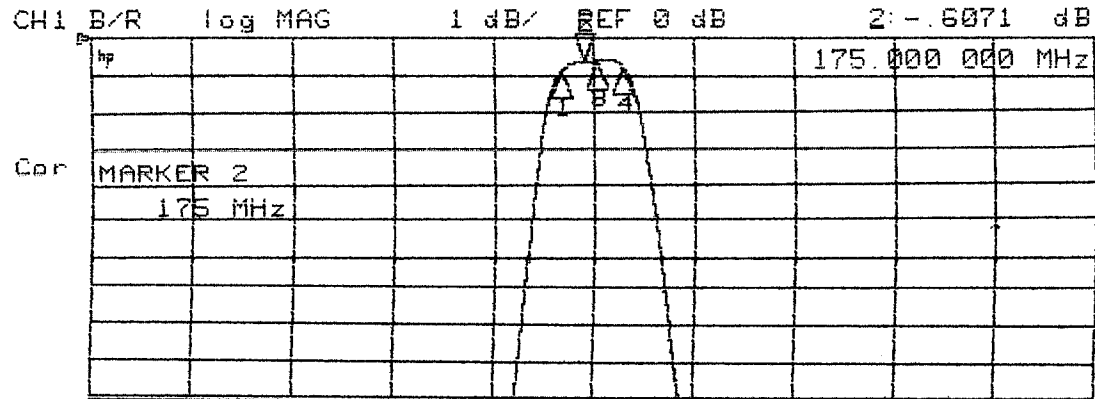


CH2 START 70.000 000 MHz STOP 750.000 000 MHz

MARKER PARAMETERS	Channel 1	Channel 2
MARKER 1	177.000000 MHz 99.923 °	177.000000 MHz -5993 dB
MARKER 2	175.000000 MHz 100.01 °	354.500000 MHz -42.141 dB
MARKER 3	179.000000 MHz 99.987 °	531.750000 MHz -53.102 dB
MARKER 4	179.000000 MHz OFF	750.000000 MHz -58.104 dB

01512-9

S/N001



MARKER PARAMETERS

Channel 1

Channel 2

MARKER	Channel 1	Channel 2
MARKER 1	167.250000 MHz -.8742 dB	249.000000 MHz -26.975 dB
MARKER 2	175.000000 MHz -.5994 dB	253.000000 MHz -27.904 dB
MARKER 3	179.000000 MHz -.5841 dB	323.000000 MHz -38.978 dB
MARKER 4	197.250000 MHz -.7682 dB	327.000000 MHz -39.455 dB